

Treasurers Financial Report

Debbie Rice CCT/CIO

County Treasurer & Chief Investment Officer

August 2016

CASH

First Financial Bank Accounts

| Account Number | Account Title | Beginning Balance | Deposits | Disbursements | Ending Balance |
|-----------------------|--|------------------------|-----------------------|------------------------|------------------------|
| XX-X619-8 | General Fund | \$11,822,629.68 | \$7,129,813.38 | \$9,305,869.44 | \$9,646,573.62 |
| NOW | xxxxxx4588 General Fund Now Account | \$6,533,563.45 | \$1,844.39 | \$1,902,563.45 | \$4,632,844.39 |
| | XX-X654-5 Treasurer Clearing Account (CCC) | \$289,211.85 | \$323,161.28 | \$309,354.67 | \$303,018.46 |
| 8610 | XXXXXX8311 Community Development Block Grant | \$0.00 | \$0.00 | \$0.00 | \$0.00 |
| Total Checking | | \$18,645,404.98 | \$7,454,819.05 | \$11,517,787.56 | \$14,582,436.47 |

Cash Balance by Fund

| Fund | Account Title | Beginning Balance | Receipts | Disbursements | Ending Balance |
|------|-------------------------------------|-------------------|----------------|----------------|----------------|
| 0100 | General Fund | \$2,336,045.97 | \$3,783,496.85 | \$5,234,252.31 | \$885,290.51 |
| 0120 | Jury Fund | \$660,315.37 | \$13,686.52 | \$25,187.33 | \$648,814.56 |
| 0140 | Law Library | \$175,426.81 | \$10,435.66 | \$10,423.05 | \$175,439.42 |
| 0150 | Road & Bridge #1 | \$353,655.76 | \$125,701.89 | \$304,242.98 | \$175,114.67 |
| 0160 | Road & Bridge #2 | \$424,590.76 | \$39,422.18 | \$90,992.05 | \$373,020.89 |
| 0170 | Road & Bridge #3 | \$94,500.41 | \$188,544.08 | \$171,193.71 | \$111,850.78 |
| 0180 | Road & Bridge #4 | \$506,324.26 | \$135,962.90 | \$158,736.25 | \$483,550.91 |
| 0200 | County Projects | \$23,349.52 | \$0.00 | \$0.00 | \$23,349.52 |
| 0210 | Records Mgt - Co Clerk | \$873,395.11 | \$32,798.52 | \$14,918.19 | \$891,275.44 |
| 0220 | Records Mgt - County | \$376,854.36 | \$4,585.90 | \$0.00 | \$381,440.26 |
| 0240 | Election Services Contracts | \$231,545.51 | \$4,226.73 | \$0.00 | \$235,772.24 |
| 0250 | STOP Federal Forfeitures | \$4,404.10 | \$0.00 | \$0.00 | \$4,404.10 |
| 0260 | DA Forfeiture Funds | \$100,403.55 | \$20,440.00 | \$13,126.00 | \$107,717.55 |
| 0270 | JOCO Seizure Funds | \$21,338.42 | \$0.00 | \$15,680.00 | \$5,658.42 |
| 0280 | Sheriff Forfeiture Fund | \$9,496.63 | \$0.00 | \$0.00 | \$9,496.63 |
| 0300 | Special Crimes Ops | \$146,033.90 | \$15,292.59 | \$0.00 | \$161,326.49 |
| 0320 | Special Crimes Seizures | \$99,957.90 | \$2,637.00 | \$1,004.84 | \$101,590.06 |
| 0330 | JJAEP | \$108,288.86 | \$0.00 | \$24,266.08 | \$84,022.78 |
| 0340 | Juvenile Case Manager Fund | \$122,667.61 | \$3,621.21 | \$4,135.88 | \$122,152.94 |
| 0350 | Juvenile Probation Fees | \$70,481.93 | \$776.37 | \$3,097.48 | \$68,160.82 |
| 0355 | Unclaimed Juvenile Restitution Fund | \$69.00 | \$0.00 | \$0.00 | \$69.00 |
| 0360 | JP #1 Technology | \$133,267.83 | \$1,121.99 | \$0.00 | \$134,389.82 |
| 0370 | JP #2 Technology | \$47,100.11 | \$390.93 | \$277.56 | \$47,213.48 |
| 0380 | JP #3 Technology | \$68,238.41 | \$943.60 | \$130.00 | \$69,052.01 |
| 0390 | JP #4 Technology | \$94,317.38 | \$380.02 | \$0.00 | \$94,697.40 |
| 0400 | Courthouse Security | \$26,865.94 | \$7,365.71 | \$9,835.01 | \$24,396.64 |
| 0410 | Justice Court Security | \$77,092.64 | \$709.07 | \$0.00 | \$77,801.71 |
| 0420 | Custodial Funds | \$70,413.34 | \$730.00 | \$405.00 | \$70,738.34 |
| 0450 | Co Clerk Records Preservation | \$179,079.51 | \$32,030.00 | \$0.00 | \$211,109.51 |
| 0460 | Dist Clerk Records Preservation | \$57,598.20 | \$942.35 | \$0.00 | \$58,540.55 |
| 0470 | Cty & Dst Clerk Technology Fund | \$42,395.66 | \$481.12 | \$0.00 | \$42,876.78 |
| 0480 | Court Records Preservation Fund | \$199,897.44 | \$3,348.57 | \$0.00 | \$203,246.01 |
| 0490 | Dst Crt Records Technology Fund | \$95,276.49 | \$2,038.06 | \$0.00 | \$97,314.55 |

| Fund | Account Title | Beginning Balance | Receipts | Disbursements | Ending Balance |
|---------------------------|---------------------------------------|------------------------|-----------------------|-----------------------|-----------------------|
| 0500 | Pecan Valley MHMR | \$0.00 | \$0.00 | \$0.00 | \$0.00 |
| 0520 | Disaster Recovery | \$35,330.69 | \$0.00 | \$0.00 | \$35,330.69 |
| 0530 | Capital Murder Fund | \$3,355.28 | \$0.00 | \$0.00 | \$3,355.28 |
| 0550 | Indigent Health Care | \$577,525.28 | \$6,149.60 | \$10,850.59 | \$572,824.29 |
| 0590 | Unclaimed Money | \$21,557.25 | \$0.00 | \$0.00 | \$21,557.25 |
| 0600 | Right of Way Fund | \$366.13 | \$0.00 | \$0.00 | \$366.13 |
| 0720 | Courthouse Restoration | \$61,000.00 | \$0.00 | \$0.00 | \$61,000.00 |
| 0750 | Equipment Purchase | \$138,067.01 | \$0.00 | \$28,928.15 | \$109,138.86 |
| 0800 | LEC Interest & Sinking | \$910,034.43 | \$11,078.92 | \$170,356.25 | \$750,757.10 |
| 0850 | Equipment Int. & Sinking Fund | \$159,564.11 | \$3,612.65 | \$0.00 | \$163,176.76 |
| 0880 | Criminal State Fees Fund | \$538,912.08 | \$167,143.92 | \$385,622.97 | \$320,433.03 |
| 0890 | Historical Commission | \$32,672.82 | \$0.00 | \$475.51 | \$32,197.31 |
| 0970 | Fee Officers Fund | (\$276,171.40) | \$683,830.46 | \$698,815.24 | (\$291,156.18) |
| 1020 | Pre-Trial Bond Supervision | \$80,604.72 | \$11,973.60 | \$8,011.18 | \$84,567.14 |
| 1110 | Special Crimes Ops | \$92,745.02 | \$2,678.66 | \$12,473.12 | \$82,950.56 |
| 7010 | Jail Construction Improvements | \$468,299.77 | \$1,500,000.00 | \$1,433,932.62 | \$534,367.15 |
| 7050 | Construction Projects | \$78,884.00 | \$0.00 | \$0.00 | \$78,884.00 |
| 7060 | Software Projects | \$41.43 | \$49,723.41 | \$43,864.28 | \$5,900.56 |
| 8230 | Emergency Ops Center Grant | \$0.00 | \$0.00 | \$0.00 | \$0.00 |
| 8300 | HAVA Grant | \$0.00 | \$5,000.00 | \$0.00 | \$5,000.00 |
| 8400 | Cities Readiness Grant | \$12,161.02 | \$5,992.71 | \$0.00 | \$18,153.73 |
| 8710 | Edward Byrne (JAG) Local Solicitation | \$0.00 | \$0.00 | \$0.00 | \$0.00 |
| 8730 | SO Body Cams | \$0.00 | \$63,724.00 | \$0.00 | \$63,724.00 |
| 8760 | 2013-14 Byrne JAG - Crime Reporting | \$0.00 | \$0.00 | \$0.00 | \$0.00 |
| 8770 | 2014-15 Byrne JAG - Crime Scene Van | \$0.00 | \$0.00 | \$0.00 | \$0.00 |
| 9020 | Juvenile Operations | \$132,580.85 | \$0.00 | \$94,955.82 | \$37,625.03 |
| 9220 | Community Supervision | \$807,123.27 | \$155,938.38 | \$332,564.61 | \$630,497.04 |
| 9380 | Indigent Defense Formula Grant | \$61,714.50 | \$30,857.25 | \$0.00 | \$92,571.75 |
| 9390 | Indigent Defense Improvement Grant | \$55,572.73 | \$0.00 | \$3,115.38 | \$52,457.35 |
| 9450 | TCEQ Aircheck | \$0.00 | \$0.00 | \$0.00 | \$0.00 |
| Total General Fund | | \$11,822,629.68 | \$7,129,813.38 | \$9,305,869.44 | \$9,646,573.62 |

INVESTMENTS

FFB Trust and Asset Management Account Detail

| Fund | Account Number | Account Title | % of Total | Interest Earned | Cash Equivalents | Govt/Agencies Bonds |
|-----------------------------|----------------|-----------------------------|--------------|--------------------|----------------------|-------------------------|
| B0100 | | General Fund | 72.72727273% | \$23,259.13 | \$ 189,992.89 | \$ 7,862,091.09 |
| B0150 | | Road & Bridge #1 | 4.54545455% | \$1,453.70 | \$ 11,874.56 | \$ 491,380.69 |
| B0160 | | Road & Bridge #2 | 0.90909091% | \$290.74 | \$ 2,374.91 | \$ 98,276.14 |
| B0170 | | Road & Bridge #3 | 2.72727273% | \$872.22 | \$ 7,124.73 | \$ 294,828.42 |
| B0180 | | Road & Bridge #4 | 3.63636364% | \$1,162.96 | \$ 9,499.64 | \$ 393,104.55 |
| B0210 | | Records Management - Clerk | 2.72727273% | \$872.22 | \$ 7,124.73 | \$ 294,828.42 |
| B0220 | | Records Management - County | 0.90909091% | \$290.74 | \$ 2,374.91 | \$ 98,276.14 |
| B0550 | | Indigent Health | 5.45454545% | \$1,744.44 | \$ 14,249.47 | \$ 589,656.83 |
| B0600 | | Right of Way | 6.36363636% | \$2,035.17 | \$ 16,624.38 | \$ 687,932.97 |
| | | | | \$31,981.32 | \$ 261,240.22 | \$ 10,810,375.25 |
| Total Cash and Bonds | | | | | | \$ 11,071,615.47 |

TexasClass Detail

| Fund | Account Number | Account Title | Beginning Balance | Deposits | Withdrawals | Ending Balance |
|--------|-----------------|--------------------------------|-------------------|-----------------------|-----------------------|------------------------|
| TC0001 | XXXXX-0263-0001 | General Fund (0100) | \$14,186,270.22 | \$5,436.44 | \$5,000,000.00 | \$9,191,706.66 |
| TC0002 | XXXXX-0263-0002 | Road & Bridge #1 (0150) | \$1,808,983.39 | \$1,070.54 | \$0.00 | \$1,810,053.93 |
| TC0003 | XXXXX-0263-0003 | Road & Bridge #2 (0160) | \$942,749.11 | \$557.93 | \$0.00 | \$943,307.04 |
| TC0004 | XXXXX-0263-0004 | Road & Bridge #3 (0170) | \$1,672,462.67 | \$987.01 | \$10,000.00 | \$1,683,449.68 |
| TC0005 | XXXXX-0263-0005 | Road & Bridge #4 (0180) | \$1,213,607.52 | \$718.22 | \$0.00 | \$1,214,325.74 |
| TC0007 | XXXXX-0263-0007 | Indigent Healthcare (0550) | \$1,025,627.50 | \$606.97 | \$0.00 | \$1,026,234.47 |
| TC0008 | XXXXX-0263-0008 | Right of Way (0600) | \$505,710.58 | \$299.26 | \$0.00 | \$506,009.84 |
| TC0009 | XXXXX-0263-0009 | Jail Construction (7010) | \$7,168,688.70 | \$5,006,422.35 | \$1,500,000.00 | \$10,675,111.05 |
| TC0010 | XXXXX-0263-0010 | CC Records Preservation (0450) | \$602,406.80 | \$356.51 | \$0.00 | \$602,763.31 |
| TC0012 | XXXXX-0263-0012 | Capital Murder (0530) | \$877,704.98 | \$519.42 | \$0.00 | \$878,224.40 |
| TC0013 | XXXXX-0263-0013 | Software Projects (7060) | \$1,130,584.42 | \$660.84 | \$30,000.00 | \$1,101,245.26 |
| TC0014 | XXXXX-0263-0014 | Equipment I&S (0850) | \$630,953.93 | \$373.38 | \$0.00 | \$631,327.31 |
| | | | | \$5,018,008.87 | \$6,540,000.00 | \$30,243,758.69 |

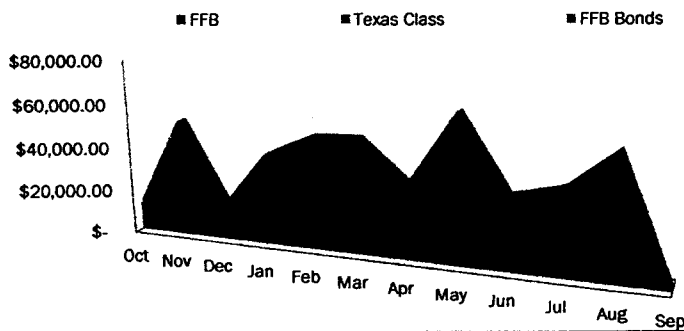
See Appendix A for details

Certificates of Deposit


| Fund | Account Number | Account Title | Beginning Balance | Deposits | Withdrawals | Ending Balance |
|--------|----------------|--------------------------|-------------------|----------|-------------|----------------|
| CD0530 | | Capital Murder Fund | \$250,000.00 | \$0.00 | \$0.00 | \$250,000.00 |
| CD0550 | | Indigent Healthcare Fund | \$250,000.00 | \$0.00 | \$0.00 | \$250,000.00 |
| CD0600 | | Right of Way Fund | \$250,000.00 | \$0.00 | \$0.00 | \$250,000.00 |

See Appendix B for details

Monthly Interest Income



Accrued Interest




Outstanding Indebtedness

| Description | Outstanding Amount | Last Payment Amount | Next Payment Due |
|---|--------------------|---------------------|------------------|
| Johnson County GO Refunding Bonds Series 2007 | \$7,490,898.00 | \$170,356.26 | 2/15/2017 |
| Johnson County Tax Notes -Series 2013 | \$3,295,000.00 | \$29,984.50 | 11/15/2016 |
| Johnson County CO Series 2015 (Jail Construction) | \$ 20,605,000.00 | - | 2/15/2017 |

Combined Statement of Cash Position

| FUND | ACCOUNT NAME | FUND TOTAL | POOL FUNDS | INVESTMENTS | FUND TOTAL |
|------|-------------------------------------|----------------|----------------|----------------|-----------------|
| 0100 | General Fund | \$5,518,134.90 | \$9,191,706.66 | \$7,862,091.09 | \$22,571,932.65 |
| 0120 | Jury Fund | \$648,814.56 | \$0.00 | \$0.00 | \$648,814.56 |
| 0140 | Law Library | \$175,439.42 | \$0.00 | \$0.00 | \$175,439.42 |
| 0150 | Road & Bridge #1 | \$175,114.67 | \$1,810,053.93 | \$491,380.69 | \$2,476,549.29 |
| 0160 | Road & Bridge #2 | \$373,020.89 | \$943,307.04 | \$98,276.14 | \$1,414,604.07 |
| 0170 | Road & Bridge #3 | \$111,850.78 | \$1,663,449.68 | \$294,828.42 | \$2,070,128.88 |
| 0180 | Road & Bridge #4 | \$483,550.91 | \$1,214,325.74 | \$393,104.55 | \$2,090,981.20 |
| 0200 | Special Projects | \$23,349.52 | \$0.00 | \$0.00 | \$23,349.52 |
| 0210 | Records Mgt - Co Clerk | \$891,275.44 | \$0.00 | \$294,828.42 | \$1,186,103.86 |
| 0220 | Records Mgt - County | \$381,440.26 | \$0.00 | \$98,276.14 | \$479,716.40 |
| 0240 | Election Services Contracts | \$235,772.24 | \$0.00 | \$0.00 | \$235,772.24 |
| 0250 | STOP Federal Forfeitures | \$4,404.10 | \$0.00 | \$0.00 | \$4,404.10 |
| 0260 | DA Forfeiture Funds | \$107,717.55 | \$0.00 | \$0.00 | \$107,717.55 |
| 0270 | JOCO Seizure Funds | \$5,658.42 | \$0.00 | \$0.00 | \$5,658.42 |
| 0280 | Sheriff Forfeiture Fund | \$9,496.63 | \$0.00 | \$0.00 | \$9,496.63 |
| 0300 | Special Crimes Ops | \$161,326.49 | \$0.00 | \$0.00 | \$161,326.49 |
| 0320 | Special Crimes Seizures | \$101,590.06 | \$0.00 | \$0.00 | \$101,590.06 |
| 0330 | JJAEP | \$84,022.78 | \$0.00 | \$0.00 | \$84,022.78 |
| 0340 | Juvenile Case Manager Fund | \$122,152.94 | \$0.00 | \$0.00 | \$122,152.94 |
| 0350 | Juvenile Probation Fees | \$68,160.82 | \$0.00 | \$0.00 | \$68,160.82 |
| 0355 | Unclaimed Juvenile Restitution Fund | \$69.00 | \$0.00 | \$0.00 | \$69.00 |
| 0360 | JP #1 Technology | \$134,389.82 | \$0.00 | \$0.00 | \$134,389.82 |
| 0370 | JP #2 Technology | \$47,213.48 | \$0.00 | \$0.00 | \$47,213.48 |
| 0380 | JP #3 Technology | \$69,052.01 | \$0.00 | \$0.00 | \$69,052.01 |
| 0390 | JP #4 Technology | \$94,697.40 | \$0.00 | \$0.00 | \$94,697.40 |
| 0400 | Courthouse Security | \$24,396.64 | \$0.00 | \$0.00 | \$24,396.64 |
| 0410 | Justice Court Security | \$77,801.71 | \$0.00 | \$0.00 | \$77,801.71 |
| 0420 | Custodial Funds | \$70,738.34 | \$0.00 | \$0.00 | \$70,738.34 |
| 0450 | Co Clerk Records Preservation | \$211,109.51 | \$602,763.31 | \$0.00 | \$813,872.82 |
| 0460 | Dist Clerk Records Preservation | \$58,540.55 | \$0.00 | \$0.00 | \$58,540.55 |
| 0470 | Dist Clerk Records Preservation | \$42,876.78 | \$0.00 | \$0.00 | \$42,876.78 |
| 0480 | City & Dst Clerk Technology Fund | \$203,246.01 | \$0.00 | \$0.00 | \$203,246.01 |
| 0490 | Court Records Preservation Fund | \$97,314.55 | \$0.00 | \$0.00 | \$97,314.55 |
| 0500 | Pecab Valley MHMR | \$0.00 | \$0.00 | \$0.00 | \$0.00 |
| 0520 | Disaster Recovery | \$35,330.69 | \$0.00 | \$0.00 | \$35,330.69 |
| 0530 | Capital Murder Fund | \$3,355.28 | \$878,224.40 | \$250,000.00 | \$1,131,579.68 |
| 0550 | Indigent Healthcare | \$572,824.29 | \$1,026,234.47 | \$ 839,656.83 | \$2,438,715.59 |
| 0590 | Unclaimed Money | \$21,557.25 | \$0.00 | \$0.00 | \$21,557.25 |
| 0600 | Right of Way Fund | \$366.13 | \$506,009.84 | \$ 937,932.97 | \$1,444,308.94 |
| 0720 | Courthouse Restoration | \$61,000.00 | \$0.00 | \$0.00 | \$61,000.00 |
| 0750 | Equipment Purchase | \$109,138.86 | \$0.00 | \$0.00 | \$109,138.86 |

| FUND | ACCOUNT NAME | CHECKING | POOLS FUNDS | INVESTMENTS | FUND TOTAL |
|--------------------|-------------------------------------|------------------------|------------------------|------------------------|------------------------|
| 0800 | LEC Interest & Sinking | \$750,757.10 | \$0.00 | \$0.00 | \$750,757.10 |
| 0850 | Equipment Int. & Sinking Fund | \$163,176.76 | \$631,327.31 | \$0.00 | \$794,504.07 |
| 0880 | Criminal State Fees Fund | \$320,433.03 | \$0.00 | \$0.00 | \$320,433.03 |
| 0890 | Historical Commission | \$32,197.31 | \$0.00 | \$0.00 | \$32,197.31 |
| 0960 | Treasurer Clearing Account | \$303,018.46 | \$0.00 | \$0.00 | \$303,018.46 |
| 0970 | Fee Officers Fund | (\$291,156.18) | \$0.00 | \$0.00 | (\$291,156.18) |
| 1020 | Pre-Trial Bond Supervision | \$84,567.14 | \$0.00 | \$0.00 | \$84,567.14 |
| 1110 | Special Crimes Ops | \$82,950.56 | \$0.00 | \$0.00 | \$82,950.56 |
| 7010 | Jail Construction Improvements | \$534,367.15 | \$10,675,111.05 | \$0.00 | \$11,209,478.20 |
| 7050 | Construction Projects | \$78,884.00 | \$0.00 | \$0.00 | \$78,884.00 |
| 7060 | Software Projects | \$5,900.56 | \$1,101,245.26 | \$0.00 | \$1,107,145.82 |
| 8230 | Emergency Ops Center Grant | \$0.00 | \$0.00 | \$0.00 | \$0.00 |
| 8300 | HAVA Grant | \$5,000.00 | \$0.00 | \$0.00 | \$5,000.00 |
| 8400 | Cities Readiness Grant | \$18,153.73 | \$0.00 | \$0.00 | \$18,153.73 |
| 8710 | Ed Byrne Local Solicitation | \$0.00 | \$0.00 | \$0.00 | \$0.00 |
| 8730 | SO Body Cams | \$63,724.00 | \$0.00 | \$0.00 | \$63,724.00 |
| 8760 | 2013-14 Byrne JAG - Crime Reporting | \$0.00 | \$0.00 | \$0.00 | \$0.00 |
| 8770 | 2014/15 Byrne JAG - Crime Scene Van | \$0.00 | \$0.00 | \$0.00 | \$0.00 |
| 9020 | Juvenile Operations | \$37,625.03 | \$0.00 | \$0.00 | \$37,625.03 |
| 9220 | Community Supervision | \$630,497.04 | \$0.00 | \$0.00 | \$630,497.04 |
| 9380 | Indigent Defense Formula Grant | \$92,571.75 | \$0.00 | \$0.00 | \$92,571.75 |
| 9390 | Indigent Defense Improvement Grant | \$52,457.35 | \$0.00 | \$0.00 | \$52,457.35 |
| 9450 | TCEQ Aircheck | \$0.00 | \$0.00 | \$0.00 | \$0.00 |
| Grand Total | | \$14,582,436.47 | \$30,243,758.69 | \$11,560,375.25 | \$56,386,570.41 |



| First Financial Bank / Pledged Collateral: | | Orig Face Value | Par Value | Book Value | Market Value |
|--|----------|------------------------|------------------------|------------------------|------------------------|
| as of | Cleburne | \$36,690,000.00 | \$36,690,000.00 | \$37,464,431.81 | \$39,578,608.20 |
| 31-Jul-16 | Abilene | \$4,970,000.00 | \$4,970,000.00 | \$5,002,899.55 | \$5,125,966.90 |
| Totals | | \$41,660,000.00 | \$41,660,000.00 | \$42,467,331.36 | \$44,704,575.10 |

LOCAL GOVERNMENT CODE: 134.026

COUNTY TREASURER'S REPORT TO COMMISSIONERS COURT AT REGULAR TERM.

(a) At least once a month at a regular term of the commissioners court, the county treasurer shall make a detailed report of:

- (1) money received and disbursed;
- (2) debts due to and owed by the county; and
- (3) all other proceedings in the treasurer's office.

I certify the information in this report is true and correct to the best of my knowledge.





Debbie Rice


Debbie Rice, CCT/CFO
Johnson County Treasurer


9/15/16
Date


IN ACCORDANCE with Section 114.026, Local Government Code, we the undersigned, constituting the entire Commissioners Court of said County, certify that on the 26th day of September, 2016, at the Regular term of Court, we compared and examined the monthly report of Debbie Rice, Treasurer of Johnson County, for AUGUST 2016, and finding the same correct, entered an order in the Minutes approving said Report, which states total cash and other assets on hand as \$56,386,570.41


Roger Harmon, County Judge



Rick Bailey, Commissioner, Pct. 1


Kenny Howell, Commissioner Pct. 2


Jerry D. Stringer, Commissioner, Pct. 3


Larry Woolley, Commissioner Pct. 4

SWORN TO AND SUBSCRIBED BEFORE ME, by Roger Harmon, County Judge and County Commissioners of said Johnson County, each respectively, on this the 26th day of September, A.D. 2015


Becky Ivey, County Clerk and
Clerk of the Commissioners Court in and for
Johnson County, Texas.



FILED FOR RECORD THIS _____ DAY OF _____ A.D., 2016 and recorded in the minutes of the Court for the term in which the affidavits are filed on the _____ day of _____, A.D. 2016

Attest: Becky Ivey, County Clerk

Appendix A
Current Bond Holdings

| TYPE | RATE | MATURITY DATE | FACE VALUE | MARKET VALUE |
|----------|--------|---------------|---------------|---------------|
| FFCB | 4.875% | 01/17/2017 | \$ 500,000.00 | \$ 508,190.00 |
| FHLB | 4.875% | 05/17/2017 | \$ 500,000.00 | \$ 514,830.00 |
| FHLMC | 0.750% | 01/12/2018 | \$ 525,000.00 | \$ 524,443.50 |
| FHLMC | 0.875% | 10/14/2016 | \$ 500,000.00 | \$ 500,310.00 |
| FHLMC | 1.000% | 03/08/2017 | \$ 500,000.00 | \$ 501,075.00 |
| FHLMC | 5.600% | 08/23/2017 | \$ 500,000.00 | \$ 523,445.00 |
| FNMA | 0.875% | 05/21/2018 | \$ 525,000.00 | \$ 525,383.25 |
| FNMA | 0.875% | 12/20/2017 | \$ 500,000.00 | \$ 500,545.00 |
| FNMA | 1.375% | 11/15/2016 | \$ 500,000.00 | \$ 500,995.00 |
| FNMA | 5.250% | 09/15/2016 | \$ 500,000.00 | \$ 500,875.00 |
| US Treas | 1.250% | 10/31/2018 | \$ 500,000.00 | \$ 504,395.00 |
| US Treas | 1.250% | 11/15/2018 | \$ 500,000.00 | \$ 504,355.00 |
| US Treas | 1.500% | 01/31/2019 | \$ 550,000.00 | \$ 558,360.00 |
| US Treas | 1.500% | 03/31/2019 | \$ 550,000.00 | \$ 558,893.50 |
| US Treas | 1.500% | 05/31/2019 | \$ 500,000.00 | \$ 508,225.00 |
| US Treas | 1.500% | 08/31/2018 | \$ 500,000.00 | \$ 506,740.00 |
| US Treas | 1.625% | 07/31/2019 | \$ 500,000.00 | \$ 510,080.00 |
| US Treas | 2.375% | 06/30/2018 | \$ 500,000.00 | \$ 514,295.00 |
| US Treas | 2.375% | 07/31/2017 | \$ 500,000.00 | \$ 507,675.00 |
| US Treas | 2.875% | 03/31/2018 | \$ 500,000.00 | \$ 516,270.00 |
| US Treas | 4.250% | 11/15/2017 | \$ 500,000.00 | \$ 520,995.00 |
| FSG FUND | 1.000% | N/A | \$ 257,490.22 | \$ 257,490.22 |
| Cash | N/A | N/A | \$ 3,750.00 | \$ 3,750.00 |

APPENDIX B
Current CD Holdings

| | | | | |
|--------------------|-------|----------------|---------------|---------------|
| CD Cusip#80280JMA6 | 0.75% | March 9, 2017 | \$ 250,000.00 | \$ 250,000.00 |
| CD Cusip#38148PCE5 | 0.65% | March 9, 2017 | \$ 250,000.00 | \$ 250,000.00 |
| CD Cusip#03784JQK3 | 0.65% | March 17, 2017 | \$ 250,000.00 | \$ 250,000.00 |